

4 Let's try!

Tell what you can do and what you cannot do.

あなたができる事とできない事を先生に伝えましょう。

speak Chinese

play the piano

cook some food

use a computer

dance

ride a bicycle

sing songs

swim

1 Conversation

Listen to the teacher.

先生の会話を聞いてみましょう。

Ken: This is my car.

Kumi: Wow. Can I take a picture?

Ken: Yes, you can. Go ahead.

Kumi: Thanks.



Point

go ahead どうぞ

2 Role play

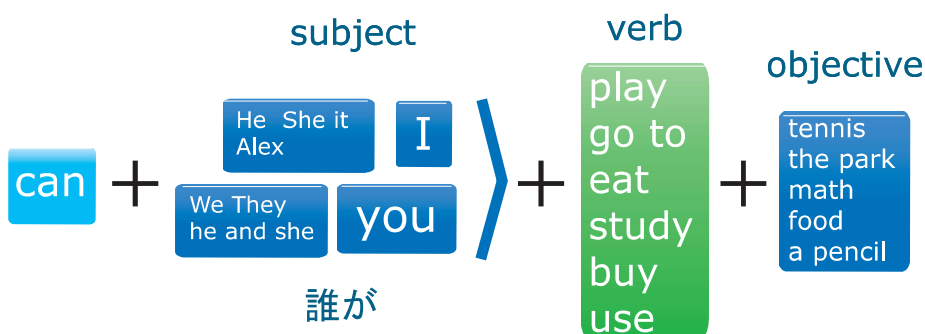
Practice with the teacher. Play as Kumi, and then switch.

先生と練習しましょう。クミになって話してみましょう。次は役を交替して練習しましょう。

3 Pick up expressions

Check the expressions in this lesson.

出てきた表現をチェックしましょう。



Can you take a picture?

あなたは写真を撮れますか？

Yes, He She it Alex I We They he and she you } + can . Yes, I can.
はい、できます。

No, He She it Alex I We They he and she you } + can + not . No, I can't.
いいえ、できません。

Point
can not = can't

4 **Let's try!** Ask your teacher some questions.

先生に質問してみましょう。

speak Japanese : Can you speak Japanese?

cook rice : Can you ---?




dance : --- --- ---?

sing songs : --- --- --- ---?

drive a car : --- --- --- --- ---?

Describe about these people.

写真の人たちについて話しましょう。

	cook	play soccer	speak Spanish	ride a monocycle
	<input type="checkbox"/>	<input type="checkbox"/>		
		<input type="checkbox"/>	<input type="checkbox"/>	<input type="checkbox"/>
	<input type="checkbox"/>	<input type="checkbox"/>		